

Royal Botanic Gardens Melbourne

LIGHTSCAPE

Visual Story




Royal
Botanic
Gardens
Victoria



SONY MUSIC

Contact Details



Visitor Information:

(03) 9252 2300

Email:

lightscape@rbg.vic.gov.au

Other Resources:

[FAQ's](#)

[Website](#)

Getting to *Lightscape*

Getting There

The entrance to *Lightscape* is at Observatory Gate, Melbourne Gardens. This is near the Visitor Centre, Birdwood Avenue, opposite the Shrine of Remembrance. A box office will be available at the entrance if you need to pick up tickets at the event, or if you have any queries on the day.

Car

Limited street parking is available on Birdwood Avenue. We recommend you take public transport or ride-share, as parking will be at a premium on the event nights. Designated accessible parking spots are available on Birdwood Avenue.

Getting to *Lightscape*

Public Transport

Tram



Shrine of Remembrance (on St Kilda Road), Tram Stop number 19 500m, 7min walk

Train



Flinders Street Train Station
1.7km, 17min walk

Bike or Scooter

There will be bike parking on site, however, we expect it to be at a premium. *Lightscape* is a walking trail, vehicles (whether foot propelled or motorised) are not permitted on trail. This includes but is not limited to bikes, scooters, skateboards, hoverboards, balance bikes and roller skates. Wheelchairs and recognised mobility aids are allowed.

Introduction

In this visual story, you will find information about what to expect when you attend *Lightscape* at Royal Botanic Gardens Melbourne. Please look out for the icons below in this visual story, so you know what to expect on your *Lightscape* journey.

We hope you enjoy *Lightscape* 2025.



Things that you can **see**.



Things that you can **smell**.



Things that you can **hear**.

The Venue

Lightscape will be held in Royal Botanic Gardens Melbourne. You may have been to the Botanic Gardens before. However, as this is a special event held at night when the gardens are not usually open, the Gardens are likely to look, feel and sound different to the last time you were here.

The Royal Botanic Gardens are like a museum for plants. Take care by not stepping on the garden beds and by staying on the paths at all times.



Event Description

Lightscape is a **2.1km illuminated trail** through Royal Botanic Gardens, Melbourne at night. You will follow a special designated path through the Gardens and pass by, under and through many different light installations. The installations are accompanied by music. The pathway is well lit and there are staff at points along the trail who can help you find your way.

Event Duration

Depending on the pace you take and how often you are stopping along the trail, you should allow about 1.5 – 2 hours to enjoy the full experience.

Content Warnings

Lightscape will contain some bright lights that flash, flicker and change colour. There are dynamic flashes of white light and fast colour changes, but no strobe lighting. Some lights are also patterned. There are fire-lit candles, smoke effects, lasers and some slightly loud and atmospheric music in some locations. There may also be crowds and queues in some locations.

What to Wear

The whole event is outside, so make sure you wear warm clothes as it is likely to be cold. Please wear walking shoes as the trail is over 2.1 km long. You may also want to bring a rain jacket or umbrella depending on the weather forecast.

Lightscape will go ahead if it is raining.

The sound will be a combination of atmospheric and energetic music. It might make you want to dance! You might also want to bring ear protection if you are sensitive to sound.

You are also welcome to bring a torch.

What happens if I need a break?

Please let one of our friendly staff know if you would like to leave the trail and they can help you to an exit or to a quiet area. Please stay on the designated paths except when accompanied by a staff member.

During the relaxed sessions there is a designated quiet space at the beginning of the trail, and some quiet areas off the trail. Staff can escort you to these places if you need. You can relax and take a break there before rejoining the trail.

Staff will be wearing hi-visibility red vests and are always happy to assist.

Welcome Hub

Welcome Hub, Food and Beverage Area, Entry and Ticket Scanning at Observatory Gate.



See people eating, food trucks, tables and umbrellas.



Hear music, people talking, and the staff directing people to get their tickets scanned.



Smell all the delicious food from the food trucks.



Visitor Centre

The Visitor Centre is located under the “TICKETS” arrow next to the shop. This is where the box office / ticketing desk is located. If you have any questions or require assistance related to a ticket enquiry, one of the box office staff can assist.

The Visitor Centre is where you collect a wheelchair for loan if you need one. [Click here](#) to book. There are a small number available.

There are wheelchair accessible bathrooms on Observatory Plaza, as well as a Changing Places facility.



Entrance

When you're ready you can head to the gate, scan your ticket and start the *Lightscape* trail.

Walk through the archway and past the neon tree. The staff in the red vests will scan your ticket before they let you in. There may be other people and families waiting in a queue at the gate to get their ticket scanned too.



Need help?

There is several staff along the *Lightscape* trail that are there to help if you need assistance. You will see them in red vests with *Lightscape* lanyards dotted throughout the trail.



What you will see



Projections on buildings.



Illuminated trees and lighting treatments on the lake and landscape throughout the trail.

What you will see



Installation Signage

Scan the QR code on installations to learn more about the artworks.



Kitchen Garden



See a series of bright, coloured drawings on the footpath as you walk. These drawings are plants that are found in the Ian Potter Foundation Children's Garden.



Scan the QR code on the sign to learn more about this artwork.



Wominjeka



Large, glowing word that says "Wominjeka".
"Wominjeka" means "Welcome" in Wurundjeri
Woi-wurrung language.



Hear a Welcome to Country from Wurundjeri
Woi-wurrung Elder, Uncle Bill Nicholson.



Herbarium Facade



Light projections on The National Herbarium building. The lights are very colourful and eye-catching.



Hear *Sweet Disposition* by the Temper Trap, slow tempo music with melodic vocals.



Fallen Oak



A large tree stump and tree, lit with bright white beam coming out of the trunk. The lighting is ghostly and calm.



Hear *Sweet Disposition* by the Temper Trap, slow tempo music with melodic vocals.



Geometric Greenhouses



Colourful and geometric little houses that appear to be made of glass, are placed on the lawn next to you. They are bright and bold.



You will begin to hear *Sky Full of Stars* by Coldplay playing. This music will carry you through the next installation.



Meteor Batons



Look up to see floating colourful batons hanging from the branches in the overhanging trees,



Hear *Sky Full of Stars* by Coldplay playing. It is soft and atmospheric.



Hoya



Giant, 3 metre tall, flower sculptures. Stretching up to the sky, the petals glow a soft reddish pink.



Hear *Flowers in the Window* by Travis.



Rescue Seeds




See a series of bright, coloured images on the footpath as you walk. These are enormous images of tiny seeds, stored in the seedbank at the National Herbarium of Victoria.



Hear *A Game of Croquet* by Johann Johannsson.



Scan the QR code on the sign to learn more about this artwork.



Effervescence



Hundreds of lights cover the lawn on either side of you, and illuminate a large circle standing at the end of the lawn. The lights move across the lawn, and change colour in time to the soundtrack.



Hear upbeat and electronic style music. This is very energetic and lively.



Scan the QR code on the sign to learn more about this installation.



Blossom



Large flowers glow within the trees overhead.
They are soft pastel colours.



Hear *In the Forest* by Jai Lainbachs.



Scan the QR code on the sign to learn more
about this installation.



Lunaires



See tall angled structures with glowing white circles resembling the moon.



Hear *Say* by John Mayer.



Scan the QR code on the sign to learn more about this installation.



Seed Heads



See enormous steel sculptures either side of you.
They look like large dandelions.



Hear *Dandelion* by Ruth B.



Scan the QR code on the sign to learn more
about this installation.



Acer Leaves



Large neon acer leaves line either side of the path in bright pinks and deep reds.



Hear *Pure Shores* by Black & Jones (with Zoe Dee).



Neon Bird Boxes



Colourful neon bird boxes in the garden beds on both sides of the path.



Can you hear the birds chirping in the music playing? These are bird songs recording in the Royal Botanic Gardens Melbourne, as part of episode 4 of [Sonica Botanica](#). Sound recordings by Patrick Cronin.



Scan the QR code on the sign to learn more about this installation.



Ros'O




Large structures winding along the edge of the lawn on the right-hand side of the path. These are 7m tall, with hues of red and yellow.



Hear *Harry in Winter* (from "Harry Potter and the Goblet of Fire")



Scan the QR code on the sign to learn more about this installation.



Lines of Country



See First Nations artist Lewis Wandin Bursill's wood carving projected onto two of the Gardens pre-colonial trees: the giant Lionshead Tree and the Separation Tree.



Hear *Rays of Light* by Bahrambient, Retland, Kilometre Club & Applefish.



Scan the QR code on the sign to learn more about this artist and artwork.



Fire Garden



Hundreds of candles glowing with a magical warmth. The candles reflect the shape of Lewis Wandin-Bursill's *Lines of Country* work.



Hear *Rays of Light* by Bahrambient, Retland, Kilometre Club & Applefish



Scan the QR code on the sign to learn more about this installation.



The Terrace – Food Hall



See food carts, fire pits for marshmallow roasting, and lots of people



Hear loud and energetic music, and people talking



Smell all the delicious food, and the marshmallows roasting!



Water Stories



Bright and colourful animations move on a screen made of water, on the lake. Featuring artwork by First Nations artists from The Torch Project.



Hear *Transformation* by the Cinematic Orchestra, London Metropolitan Orchestra



Scan the QR code on the sign to learn more about this installation.



Shadow Lanterns



Large shapes are spread across the lawn that resemble tree trunks. Light and shadow filters through from their insides, turning them into lanterns.



Hear *Transformation* by the Cinematic Orchestra,
London Metropolitan Orchestra



Seeds of Hope




See 20 illuminated cubes stacked neatly on the lawn. They have words written on their front. These are poems by First Nations artist Jeanine Leanne.



Hear *City Lights* by Downtown Binary



Scan the QR code on the sign to learn more about this installation.



Tunnel



A long tunnel with a tall, peaked ceiling. The lights change colour while you walk through the tunnel.



Hear *Everywhere* by Fleetwood Mac, while wandering through the installation.



Fern Gully



Bright colours shine all over the path and surrounding trees. Light shines on you as you walk through.



Hear *Chameleon* by PNAU. This music is loud and energetic.



Trapezoid



A trapezoid shaped archway tunnel that you will walk through. It changes colour as you walk beneath.



fun and energetic music that moves with this lights.



Thank you for attending Lightscape 2025

If you have any questions or queries, please reach out to our team below.

Email:

lightscape@rbg.vic.gov.au